



Quarterly Report

October - December 2023

Contents

General Manager's Message	3
Integrated Planning and Reporting	5
Community Strategic Objectives	9
Key Performance Indicators	19

General Managers Message



**Greg
McDonald**

As we close another quarter, I am proud to reflect on the resilience, community spirit, and progress that defines the Upper Hunter Shire. This period, marked by both challenges and celebrations, has once again showcased our collective strength and commitment to fostering a thriving community.

In late October, the Barton Street Fire over Scone Mountain presented a significant threat to our community. This fire, spreading across approximately 1000 hectares, brought together Council, the Rural Fire Service, Police, State Emergency Services, NSW Health, Local Land Services, and other government departments in a unified response. The establishment of an Emergency Operations Centre at the Scone Administration Building was pivotal in coordinating our efforts. Thankfully, due to favourable weather conditions and the exemplary work of all involved, we were able to mitigate the threat without significant damage to property or infrastructure. This event underscored the critical role Council plays in emergency management, supporting other agencies and ensuring our community's safety.

Amidst these challenges, we also celebrated events that brought joy, excitement, and a sense of togetherness to our community. The Wings, Wheels, and Warbirds event at Scone Memorial Airport was a spectacular gathering, drawing visitors to our town with an array of classic cars, vintage trucks, motorbikes, and the awe-inspiring Warbirds. This family-friendly event not only offered a memorable experience but also supported charitable causes.

Further enhancing our community's vibrancy was the Twilight Christmas Carnival Series, which travelled through Merriwa, Murrurundi, and Scone. These events, featuring markets, street performers, music, and a synthetic ice skating rink in Merriwa, provided delightful experiences for locals and their families, fostering connectedness and seasonal cheer.

A significant highlight of the quarter was the remarkable progress made on the MR358 Merriwa to Willow Tree Road project. This period saw not only the securing of necessary funding but also the completion of formal agreements and the awarding of the construction contract to Daracon Group. This series of achievements marks a pivotal moment for our community, symbolising our collective commitment to enhancing regional infrastructure and connectivity.

The Scone CBD Revitalisation project itself has continued to make progress, remaining on track and schedule. This quarter saw further enhancements to our town's infrastructure, aesthetics, and accessibility, all contributing to the long-term vision for a revitalised and thriving central business district.

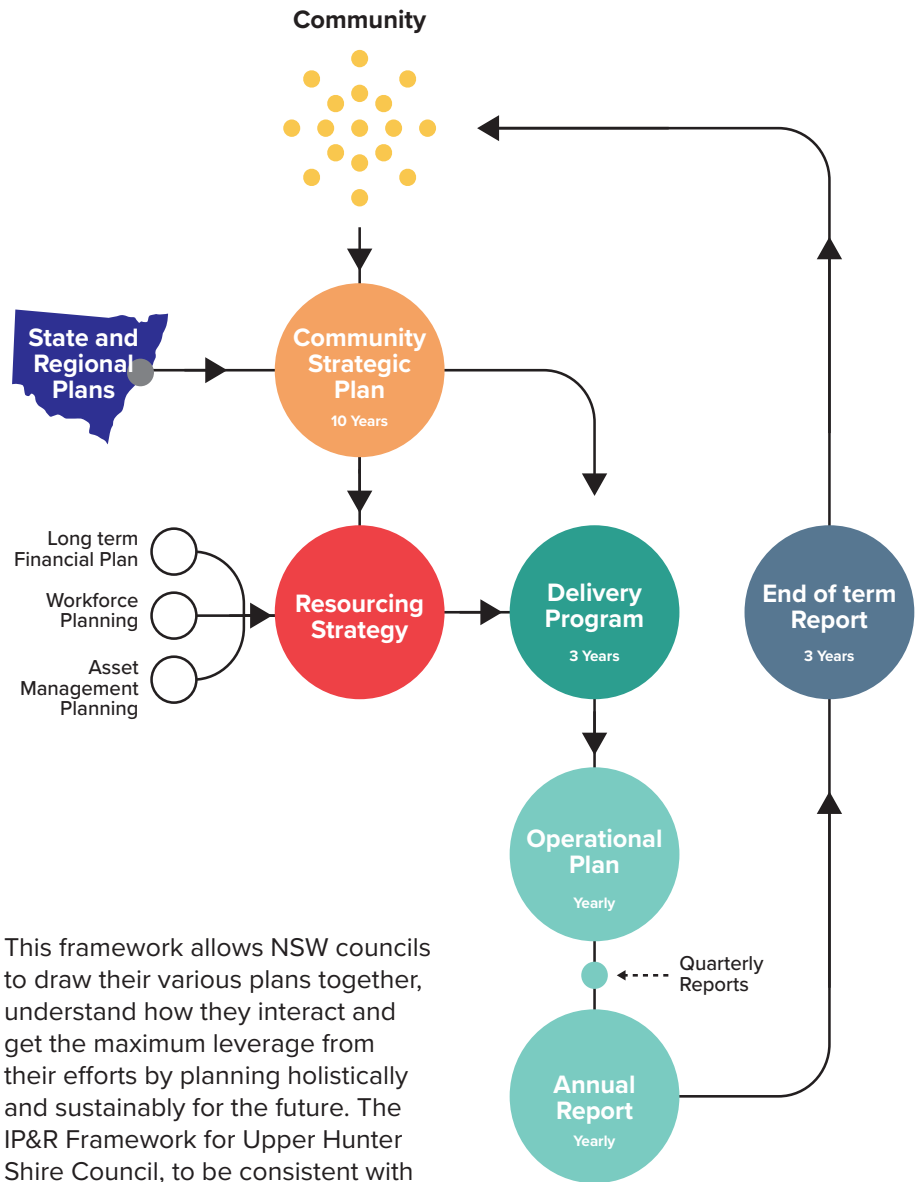
As we reflect on this quarter, it is clear that our strength lies in our ability to come together, whether in times of challenge or celebration. The dedication of our emergency services, the enthusiasm for our community events, and the support for local businesses are all testaments to the vibrant and resilient spirit of the Upper Hunter Shire.



Integrated Planning and Reporting Framework

Local Governments in NSW are required to undertake their planning and reporting activities in accordance with the Local Government Act 1993 and the Local Government (General) Regulation 2005. In 2009, the Local Government Act was amended to create an Integrated Planning and Reporting (IP&R) requirement. A greater emphasis is placed on longer term planning with key elements including a Community Strategic Plan setting out the strategic directions (minimum of 10 years), Delivery Program outlining how Council will deliver on these directions (4-year period) and an annual Operational Plan. As at June 30, 2012, NSW councils are required to be working within the IP&R Framework.

The Office of Local Government provides guidelines and information to assist councils in meeting their requirements. The IP&R framework recognises that most communities share similar aspirations: a safe, healthy and pleasant place to live, a sustainable environment, opportunities for social interaction, opportunities for education and employment, and reliable infrastructure. The difference lies in how each Community responds to these needs. It also recognises that council plans and policies should not exist in isolation – that they are interconnected.



This framework allows NSW councils to draw their various plans together, understand how they interact and get the maximum leverage from their efforts by planning holistically and sustainably for the future. The IP&R Framework for Upper Hunter Shire Council, to be consistent with these guidelines is presented in the diagram.

Quarterly Highlight

Twilight Christmas Carnival

Twilight Christmas Carnival Murrurundi





Twilight Christmas Carnival Scene

The Upper Hunter Twilight Christmas Carnival 2023 was a festive journey that wove its way through the towns of Merriwa, Murrurundi, and Scone, lighting up the region with the inaugural Advent Trail. This series of events, designed to spread joy and community spirit, brought together interactive Christmas installations and a wealth of activities that captivated residents and visitors alike.

Setting out to foster community spirit and support local businesses during the holiday season, the Twilight Christmas Carnival offered a unique blend of entertainment, shopping, and festive fun. In Merriwa, the event was highlighted by a synthetic ice skating rink at the Merriwa Sportsground, a unique experience for a regional community. The celebrations extended to Bettington Street, where unique shopping experiences, delicious food, and holiday activities brightened the lead-up to Christmas.

Scone's 'Christmas on Kelly' shone brightly as a testament to the community's spirit, successfully navigating the ongoing revitalisation construction works to transform the street into a festive wonderland. The event brought late-night shopping, an assortment of food trucks, holiday music, market stalls, carnival rides, and a visit from Santa Claus, infusing the street with vitality and offering a much-needed economic boost.

The evening became a vibrant showcase of how community events can coexist with, and even enhance, urban development projects.

Murrurundi was not left behind, hosting its portion of the Twilight Christmas Carnival. The town embraced the holiday season with festive-themed activities, live music, roving entertainers, and local food and shopping experiences, all set against the backdrop of beautifully decorated community and business locations.

The Twilight Christmas Carnival 2023 saw a significant turnout, effectively boosting the local economy and providing a platform for businesses to showcase their offerings. The series of events across Merriwa, Murrurundi, and Scone not only supported the local economy but also strengthened the sense of community, showcasing the Upper Hunter's vibrancy and resilience.

Proudly funded by the NSW Government (insert specific funding stuff here) in association with Upper Hunter Shire Council and local community groups, the program's success underscores the importance of community events in fostering regional development and social cohesion. The Upper Hunter Twilight Christmas Carnival 2023 stands as a vibrant example of how such celebrations can enhance community spirit, support local businesses, and create unforgettable experiences for everyone involved.



Community Priorities Report

Council has identified five community priorities to guide Council's agenda.



A connected community

Developing and deepening connections of people to each other and their community.

✓ On track

Strategic Objective

Comments

1.1 Advocate for and increase the availability and affordability of health services.	● We are continuing to review actions in the Disability Inclusion Action Plan to ensure they meet the needs of the community.
1.2 Work collaboratively to address social disadvantage.	● Council is actively addressing social disadvantage through targeted initiatives, including offering free driver training for Merriwa youth and promoting awareness on the International Day of People with Disability. We're enhancing support for vulnerable populations by partnering with Upper Hunter Homeless Support and facilitating supported playgroups at Merriwa Library.
1.3 Increase promotion of healthy lifestyle.	● Council promotes healthy lifestyles through various activities like the Gundy Gravel Ride, social tennis in Scone, and a triathlon "come and try" event. We've also facilitated NSW Wheelchair Sport workshops for school students and collaborated with Where there's a Will to offer mental health training. Our school holiday programs cover sports from tennis to cricket, and the development of the mountain bike trail at Scone Mountain National Park is progressing well, encouraging community engagement in physical activities.
1.4 Enhance partnerships to maintain a safe community.	● Council is enhancing community safety through diverse initiatives, including hosting drought drop-in sessions in Merriwa and bike skills clinics in Scone. Our commitment to collaboration is evident in the regular meetings of Community Advisory Committees across all districts, addressing concerns raised by residents. Additionally, we facilitate the Merriwa Family Support Network and the Upper Hunter Community Services Interagency, ensuring comprehensive support and safety measures for our community.



A connected community

Developing and deepening connections of people to each other and their community.

✓ On track

Strategic Objective

Comments

1.5 Advocate for, support and provide services and facilities for the community.

- Council actively advocates for and provides essential services and facilities, including the continuation of the Merriwa playgroup and consulting on the proposed Murrurundi Youth Centre. We also offer a variety of affordable housing options catering to diverse community needs, from aged care to support for families exiting domestic violence situations.

1.6 Provide and support a range of community events, festivals and celebrations.

- Council supports a vibrant community through diverse events and initiatives, including the Merriwa Family Fun Day and a Youth Services Colour Run. Preparations are in progress for the Kia Ora Youth Music Camp and Australia Day celebrations, alongside planning for the Mayor for a Day competition. The Upper Hunter Youth Council, supported by Council's Youth Workers, actively engages young people from local schools in planning and leading their own activities, fostering leadership and community engagement.

1.7 Acknowledge and respect our Aboriginal culture, heritage and people.

- Council continue to liaise with local Aboriginal groups on various community issues.



Protected Environment

Ensuring the ongoing protection of our environment and natural resources.

✓ On track

Strategic Objective

Comments

<p>2.1 Advocate for, facilitate and support programs that protect and sustain our diverse environment for future generations.</p>	<ul style="list-style-type: none"> ● Council has helped guide the development of a community nursery at Merriwa. Planned activities include the production of seedlings for the rehabilitation and improvement of agricultural lands and also revegetation of areas impacted by recent bushfires. Increasing biodiversity through planting native vegetation provides a benefit for future generations.
<p>2.2 Encourage and support community participation to care for our environment.</p>	<ul style="list-style-type: none"> ● Council has supported and facilitated the planning process for the establishment of a community nursery at Merriwa. The planned activities for this nursery include the production of seedlings for the rehabilitation and improvement of agricultural lands and also revegetation of areas impacted by recent bushfires.
<p>2.3 Ensure all actions, decisions and policy response to natural hazards and climate change remain current.</p>	<ul style="list-style-type: none"> ● Council is an ongoing participant in Hunter Joint Organisation programs to develop strategies aimed at building community resilience and disaster recovery capacity at a local level. This is in response to an increasing frequency of natural disasters such as floods and bushfires across the environment.
<p>2.4 Implement and regularly review Strategic Land Use Plans, Environmental Planning Instruments and Development Controls, which reflect the needs and expectations of the broad Community.</p>	<ul style="list-style-type: none"> ● Work has been progressing on a review of the Upper Hunter Land Use Strategy. The draft revised strategy will be presented to Council and placed on public exhibition in the coming months. An Upper Hunter Region Employment Lands Strategy is also being prepared in partnership with Muswellbrook, Singleton and Dungog Shire Councils. The Upper Hunter LEP 2013 and Upper Hunter DCP 2023 continue to be applied in the assessment of every development application. Work has commenced on a housekeeping amendment to the Upper Hunter LEP 2013.



Protected Environment

Ensuring the ongoing protection of our environment and natural resources.

✓ On track

Strategic Objective

- 2.5 Provide efficient and effective advisory, assessment and regulatory services focused on being customer 'friendly', responsive and environmentally responsible.
- 2.6 Plan, facilitate and provide for a changing population for current and future generations.
- 2.7 Provide efficient and effective waste and recycling services and support improved waste minimisation and recycling practices.
- 2.8 Implement policies to ensure the protection of strategic agricultural lands, equine critical industry clusters, natural resources and heritage.

Comments

- As reflected in the monthly KPI's for the July to September quarter, Council continues to provide efficient and effective advisory, development assessment and regulatory services. Development assessment and building certification timeframes, inspection programs and responses to customer complaints have been tracking reasonably well.
- Work has been progressing on a review of the Upper Hunter Land Use Strategy. The Strategy aims to provide clear direction for decisions taken by Council and NSW Government agencies relating to the future use of land within the Upper Hunter Local Government Area (LGA). The Strategy states land use planning objectives and strategies to guide growth and change, and identifies where growth and change are expected to occur. It also identifies infrastructure requirements to support development and will help inform local and state government budget processes. Council's Housing and Land Supply Monitor (which is maintained and updated annually) indicates that the current supply of lands for urban and rural residential development is generally considered to be sufficient to meet anticipated demands.
- Council used state government grant funding to purchase a plastic shredder allowing some plastics processing to occur at the Scone Waste Facility. Council continues to collect and extend the range of other waste items for recycling such as polystyrene (recycled through the Foam Muncher program), solar panels and Drummuster drums.
- Council continues to apply the provisions of the Upper Hunter LEP and DCP when assessing development applications to ensure the protection of strategic agricultural lands, equine critical industry clusters, natural resources and heritage. Council resolved to endorse the draft Upper Hunter Land Use Strategy and place the strategy on public exhibition. The Strategy contains a range of strategic directions to protect strategic agricultural lands, equine critical industry clusters, natural resources and heritage.



Thriving Economy

Strengthening our vibrant industries and economy while seizing emerging opportunities.

✓ On track

Strategic Objective

Comments

3.1 Broaden and promote the range of business and industry sectors.	● Council supports the local business industry through development of commercial spaces, leasing commercial premises to business owners and planning for land use.
3.2 Encourage retail and commercial business to increase local employment opportunities.	● Council's focus on business growth has been on events that promote the area and generate tourism and attraction to the Shire.
3.3 Provide attractive and functional town centres and support revitalisation of the towns and villages including investment in built heritage and improvement of existing buildings.	● Council is investing in its town centres. Both Merriwa and Scone have seen capital upgrades in 2023/24 have seen capital upgrades in 2023/24.
3.4 Provide diversity in tourist attractions and experiences.	● Council continued to improve visitation of Hunter Warbirds aviation facility. Council also supported both the Aberdeen Highland Games and King of the Ranges Festival.
3.5 Promote the Upper Hunter's unique brand identity.	● Council has received funding to prepare a brand identity. This project will be undertaken over the 2023/24 and 24/25 financial years to promote the area, drive economic development and foster community pride.
3.6 Facilitate and support increased and innovative tourism and marketing opportunities.	● Council will continue to support tourism through the four main events across the shire each year as well as contributing to events through its donations policy which provides financial support to local groups.



Quality Infrastructure

Maintaining and developing our infrastructure network to meet the ongoing needs of our population.

✓ On track

Strategic Objective

Comments

<p>4.1 Provide for replacement, improvement and additional Community and open space infrastructure through investment, best practice and risk management.</p>	<ul style="list-style-type: none"> ● Council provided additional public space in the form of St Aubins Square as part of the Scone CBD Revitalisation project. In addition the Scone CBD Revitaliation has provided additional community space with wider footpaths and more opportunity to use the street as a place making destination.
<p>4.2 Provide inviting public spaces that are clean, green, properly maintained, well designed, encourage active participation, family friendly and accessible to all.</p>	<ul style="list-style-type: none"> ● The upgrade to the Kelly Street (Scone CBD) has resulted in better active participation in the commercial district of our largest centre.
<p>4.3 Provide safe and reliable water and sewerage services to meet the demands of current and future generations.</p>	<ul style="list-style-type: none"> ● Council continues to provide water and sewer services that ensure safe and healthy access to essential services
<p>4.4 Upgrade and maintain the road network and bridges.</p>	<ul style="list-style-type: none"> ● Council's focused investment in infrastructure, with a total expenditure of \$973,723 across bridges, footpaths, and roads, reflects our commitment to enhancing community connectivity and safety. Key expenditures include \$124,528 on regional roads and \$605,237 on rural unsealed roads.
<p>4.5 Advocate and improve access to communication services.</p>	<ul style="list-style-type: none"> ● Council meets regularly with Telstra representatives to advocate for improved telecommunication services. Council leased land to Telstra to ensure improved coverage in Bunnan.



Responsible Governance

Providing efficient and responsible governance in order to effectively serve the community.

✓ On track

Strategic Objective

- 5.1 Effectively and efficiently manage the business of Council, while encouraging an open and participatory Council with an emphasis on transparency, community engagement, action and response.
- 5.2 Council is focused on innovation and continuous improvement to ensure a high quality of service which is aligned with business needs and community priorities.
- 5.3 Effective financial and asset management to ensure council's long-term sustainability.
- 5.4 Open and effective communication methods and technology are utilised to share information about Council plans, intentions, actions and progress.
- 5.5 Community is effectively engaged, can provide opinion and contribute to decisions that plan for the present and future of the Upper Hunter Shire.

Comments

- Council ensures robust governance through monthly Council and committee meetings, plus quarterly Community Advisory Committee (CAC) meetings, promoting transparency and community engagement.
- Council continually reviews its processes. The Audit, Risk and Improvement Committee (ARIC) oversee Council's operations and are specifically formed to review Risk and Improvements in the organisation.
- Management keeps Council updated on financial and asset management through monthly meetings of the Corporate Services Committee and Infrastructure Services Committee, excluding January. The Corporate Services Meeting reviews financial performance, including budget variations, cash and investments, loans, and capital works spending. The Infrastructure Meeting examines work programs and major project updates for transport, water, and sewer infrastructure, identifying potential risks. Every quarter, a detailed report is provided, offering in-depth analysis of significant budget variations across service areas.
- For the quarter, Council continued to increase its digital audience and reach on social media platforms, along with steady increases in usage for its website, which was updated in 2023.
- Council published 33 public notices on its website encouraging community feedback and contribution across development applications, public space consultation, Australia Day awards and Scone Cup Public Holiday. The transition to accessible mobile responsive electronic forms to facilitate user feedback has continued, supporting greater utilisation and participation.



Responsible Governance

Providing efficient and responsible governance in order to effectively serve the community.

✓ On track


Strategic Objective

Comments

<p>5.6 Develop and maintain effective reporting systems that enable Council to measure and report on performance.</p>	<ul style="list-style-type: none"> ● Council has effective financial, risk management, KPI reporting and other Governance tools to ensure it captures and reports relevant information to Councillors and the community.
<p>5.7 Effective management of risk underpins all Council decisions, service delivery and behaviours.</p>	<ul style="list-style-type: none"> ● Council reviews its corporate risk register quarterly and reports this to ARIC.
<p>5.8 Develop leadership skills and build networks through a range of formal and informal opportunities.</p>	<ul style="list-style-type: none"> ● Council has demonstrated a strong commitment to leadership development, delivering a total of 24 group training sessions. These sessions, attended by 228 participants, were carefully designed to foster leadership skills and enhance connectivity among staff.
<p>5.9 Ensure Council is a great place to work by supporting Council employees in maximising their contribution.</p>	<ul style="list-style-type: none"> ● Council's commitment to creating a supportive and engaging work environment is reflected in our impressive staff retention rate of 92%. This achievement underscores our success in fostering a culture where employees feel valued and empowered to maximise their contributions.
<p>5.10 Encourage and build strong partnerships between the Community, business and all levels of government to support implementation of the CSP 2032 and to deliver the Community priorities.</p>	<ul style="list-style-type: none"> ● Through our Community Advisory Committees, we ensure diverse community insights shape our strategies. Collaborations with local Chambers of Commerce and economic groups integrate business perspectives, while solid relationships with state and federal governments align our efforts with broader objectives.
<p>5.11 To participate and encourage regional coordination and planning between Councils and other organisations.</p>	<ul style="list-style-type: none"> ● Council is member of the Hunter Joint Organisation and Committee for the Hunter. We have strong relationships with the Office of Local Government, Local Government NSW.
<p>5.12 Provide timely and effective advocacy and leadership on key community issues and priorities.</p>	<ul style="list-style-type: none"> ● Council advocated strongly for federal funding for MR358 rehabilitation, coordinating with State and Federal local members to place pressure on the Government to fulfill funding commitments.

KPI Summary

Council is successfully meeting 79% of its 33 key performance indicators.



Department	KPI	Status
Assets and Strategic Projects	Infrastructure Assets – 100% renewal ratios met	●
Assets and Strategic Projects	Project Mgt Cost - 6% of total project cost	●
Assets and Strategic Projects	Design of future work – 80% of two year works program complete	●
Business Services	10% improvement of performance of Business Services operations	●
Business Services	\$5m in economic uplift across the Shire from events and business initiatives	●
Business Services	80% of planned capital works and property development strategy	●
Community Services	80% utilisation of all Community Services facilities on a whole	●
Community Services	Total number of community engagement activities delivered > 100 per annum	●
Community Services	95% compliance of all service agreement and regulated requirements.	●
Finance	Financial Audit items met on time and annual returns submitted by the due date	●
Finance	Ensure sufficient working capital is available for ongoing solvency	●
Finance	Plant utilisation greater than 70%	●
Governance	100% of all regulatory deadlines met	●
Governance	90% of Audit actions completed by target date	●
Governance	90% of Fit for the Future ratios met	●

KPI Summary

Department	KPI	Status
HR	85% staff retention	●
HR	Average time of recruitment measured from the date the requisition in HR Hub is approved to the date the letter of offer is signed is less than 10 weeks	●
HR	WH&S – LTIFR	●
IT	8 new process improvements undertaken with units to reduce time and improve accuracy of processes	●
IT	90% tickets completed within SLA	●
IT	95% of staff training around cyber security.	●
Planning	100% of inspection programs on target	●
Planning	Percentage of customer complaints responded to within 48 hours (95%)	●
Planning	Processing times of DAs (< 35 days)	●
Waste	25% Diversion of all waste from landfill	●
Waste	50% Kerbside diversion rates from landfill	●
Waste	Percentage of Sustainability targets met	●
Water and Sewer	100% water and sewer asset renewal as a percentage of depreciation	●
Water and Sewer	Capital Works completed	●
Water and Sewer	98% Supply of potable water for customers within Council's testing methods in the current financial year	●
Works	80% Capital Works completed	●
Works	90% Maintenance completed	●
Works	95% of Customer complaints closed within 14 days	●

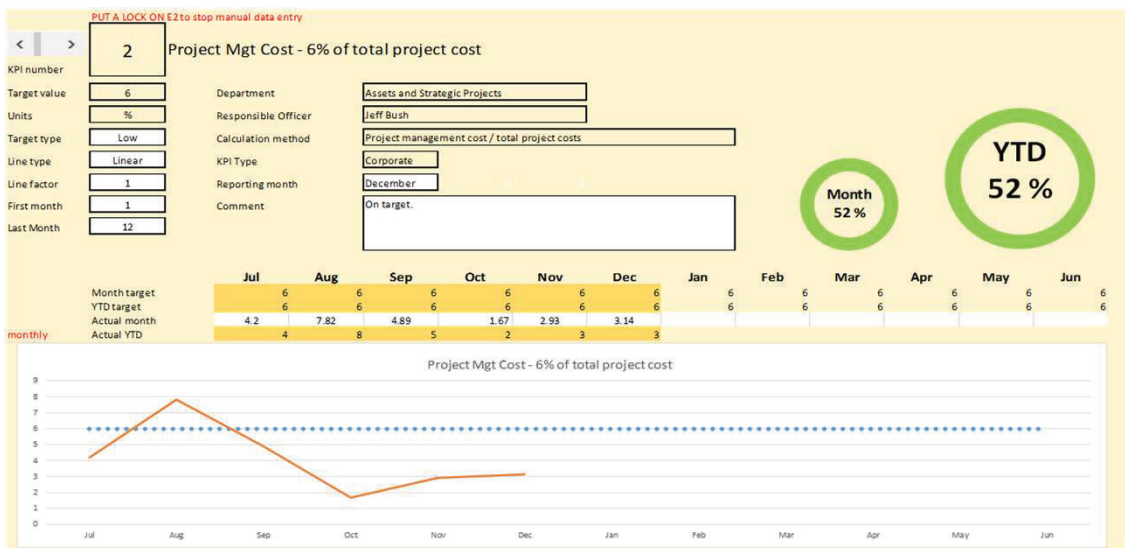
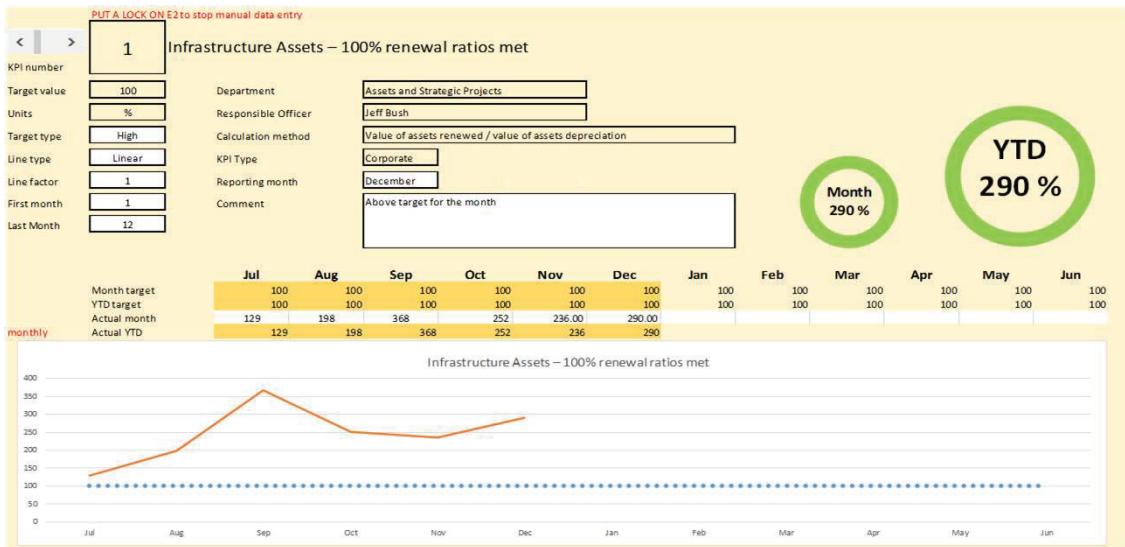
Key Performance Indicators

Council tracks its progress through 33 Key Performance Indicators.

In this section

- [KPI Summary](#)
- [KPI Report](#)

KPI Report



KPI Report

3 Design of future work – 80% of two year works program complete

PUT A LOCK ON E2 to stop manual data entry

KPI number: 3
 Target value: 80
 Units: %
 Target type: High
 Line type: Linear
 Line factor: 1
 First month: 5
 Last Month: 12

Department: Assets and Strategic Projects
 Responsible Officer: Jeff Bush
 Calculation method: percentage of future design work completed in terms of annual work volume
 KPI Type: Corporate
 Reporting month: December
 Comment: 2 of 8 survey design jobs complete

Month 0 %
 YTD 125 %

	Jul	Aug	Sep	Oct	Nov	Dec	Jan	Feb	Mar	Apr	May	Jun
Month target	0	0	0	0	10	10	10	10	10	10	10	10
YTD target	0	0	0	0	0	10	20	30	40	50	60	70
Actual month	25	0	0	0	0	0	0	0	0	0	0	0
Actual YTD	25	25	25	25	25	25	25	25	25	25	25	25

4 10% improvement of performance of Business Services operations

PUT A LOCK ON E2 to stop manual data entry

KPI number: 4
 Target value: 10
 Units: %
 Target type: High
 Line type: Linear
 Line factor: 1
 First month: 1
 Last Month: 12

Department: Business Services
 Responsible Officer: Greg McDonald
 Calculation method: Percentage increase in return of business services businesses
 KPI Type: Corporate
 Reporting month: December
 Comment:

Month 320 %
 YTD 320 %

	Jul	Aug	Sep	Oct	Nov	Dec	Jan	Feb	Mar	Apr	May	Jun
Month target	10	10	10	10	10	10	10	10	10	10	10	10
YTD target	10	10	10	10	10	10	10	10	10	10	10	10
Actual month	1521.41	23.03	11.81	1577	30.85	31.96						
Actual YTD	1521	23	12	1577	31	32						

5 \$5m in economic uplift across the Shire from events and business initiatives

PUT A LOCK ON E2 to stop manual data entry

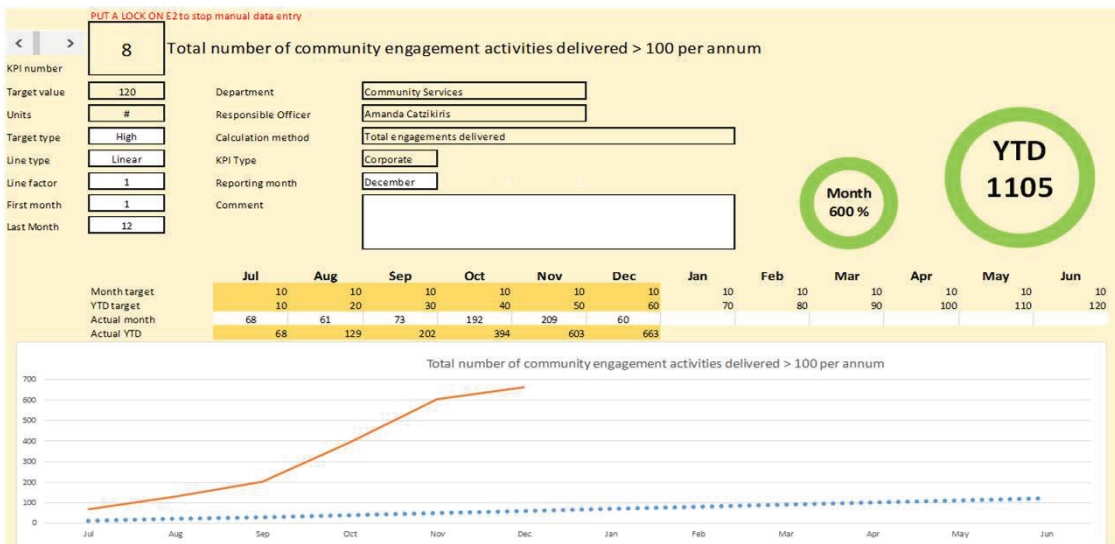
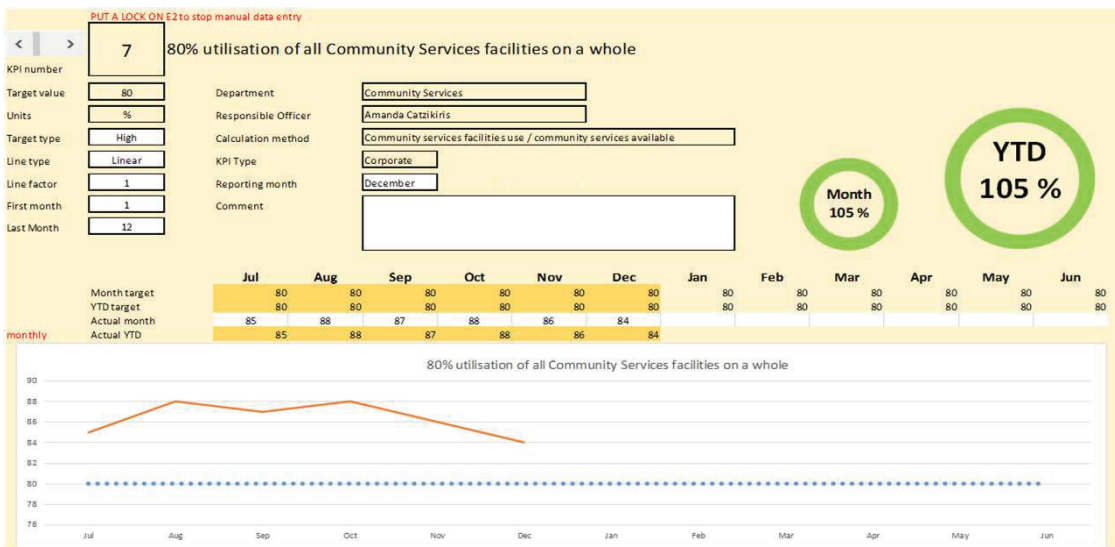
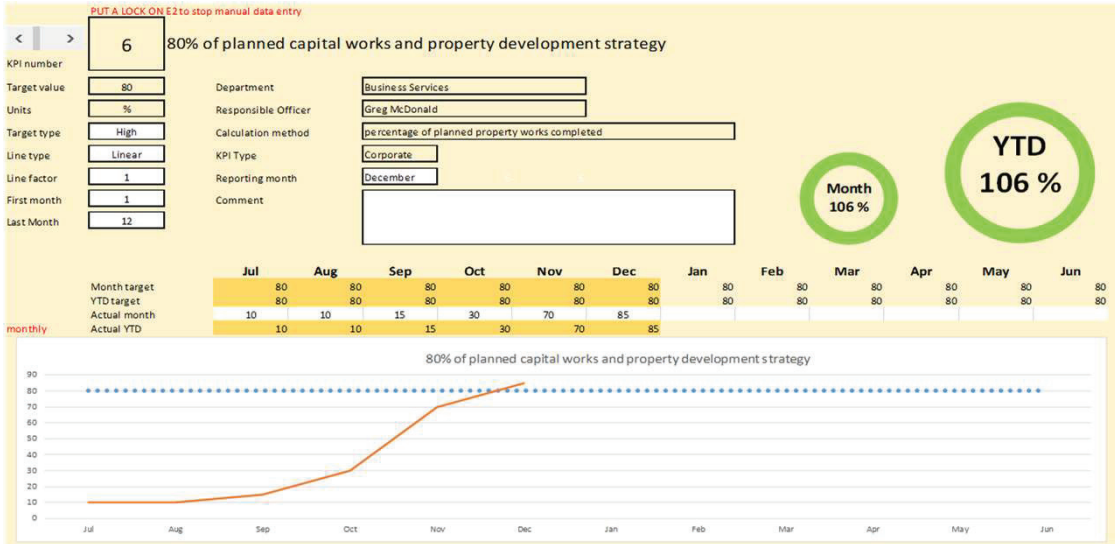
KPI number: 5
 Target value: 5000000
 Units: \$
 Target type: High
 Line type: Linear
 Line factor: 4
 First month: 1
 Last Month: 12

Department: Business Services
 Responsible Officer: Greg McDonald
 Calculation method: total value of economic uplift from events
 KPI Type: Corporate
 Reporting month: December
 Comment: Events planned for the year include Aberdeen Highland Games (completed), KotR September (completed), Wings, Wheels & Warbirds (completed), Christmas events, WOS Mar 24, Horse week May 24, Merriwa FotF June 24

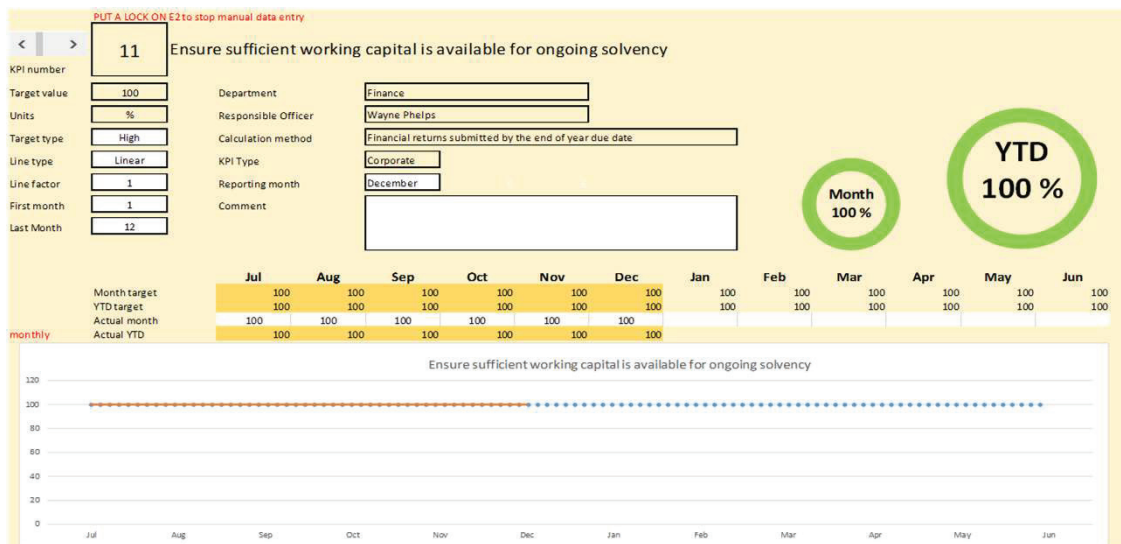
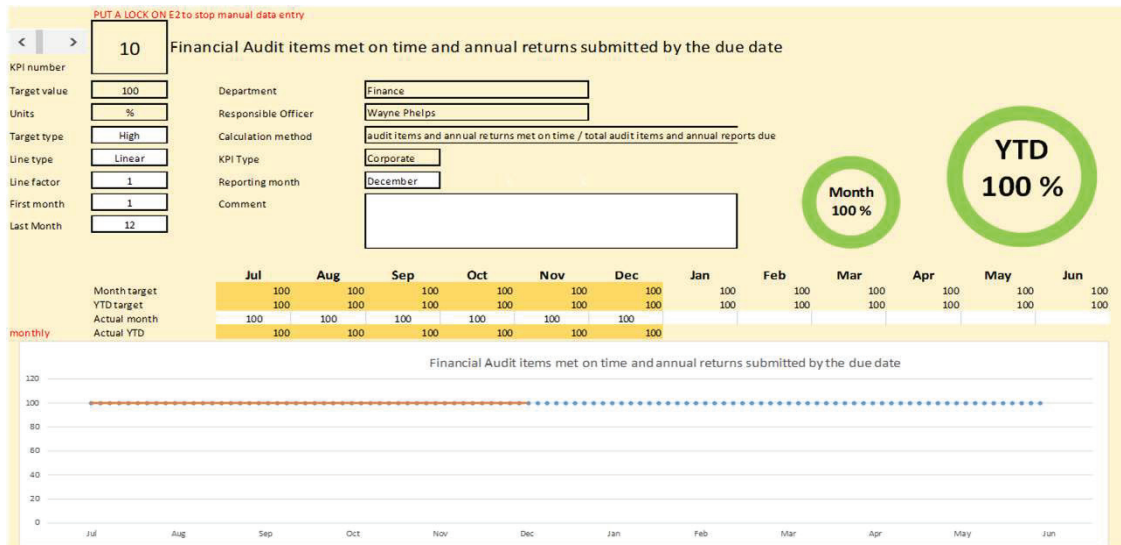
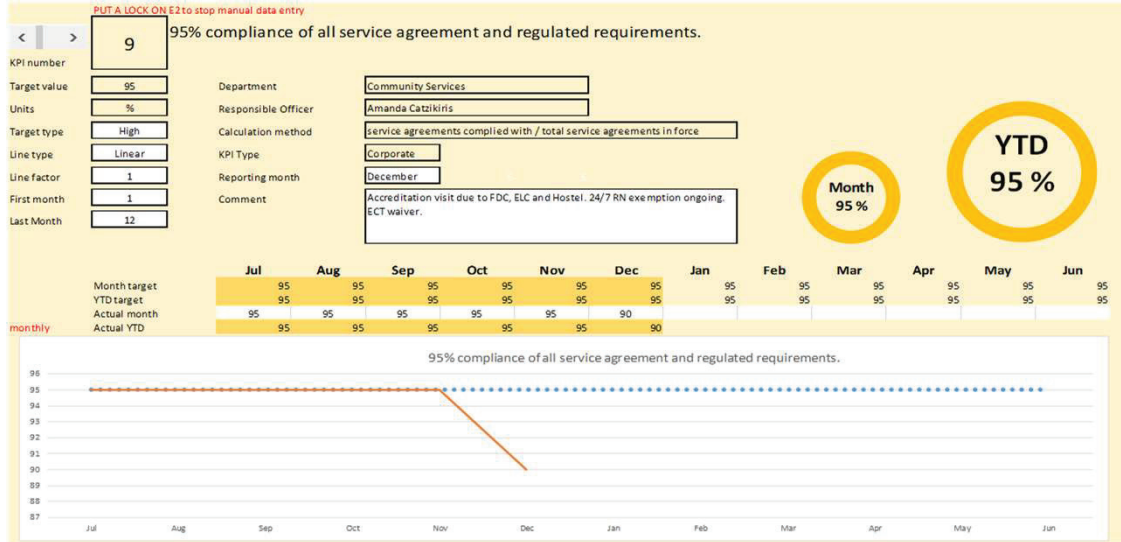
Month 120 %
 YTD 168 %

	Jul	Aug	Sep	Oct	Nov	Dec	Jan	Feb	Mar	Apr	May	Jun
Month target	416667	416667	416667	416667	416667	416667	416667	416667	416667	416667	416667	416667
YTD target	416667	833333	1250000	1666667	2083333	2500000	2916667	3333333	3750000	4166667	4583333	5000000
Actual month	\$1,900,000	0	\$1,430,000	300000	60,000	500,000						
Actual YTD	1900000	1900000	3330000	3630000	3690000	4190000						

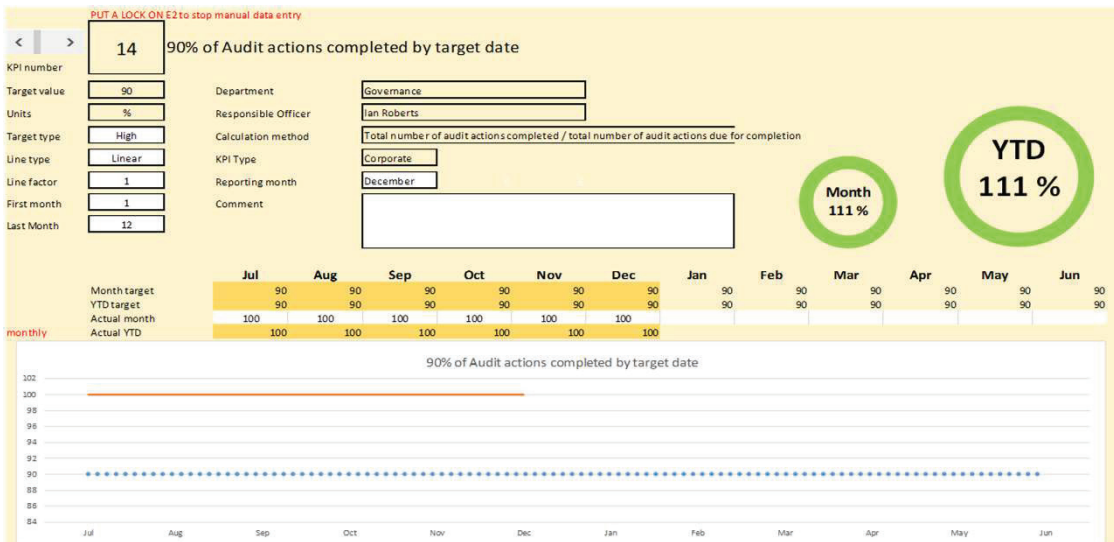
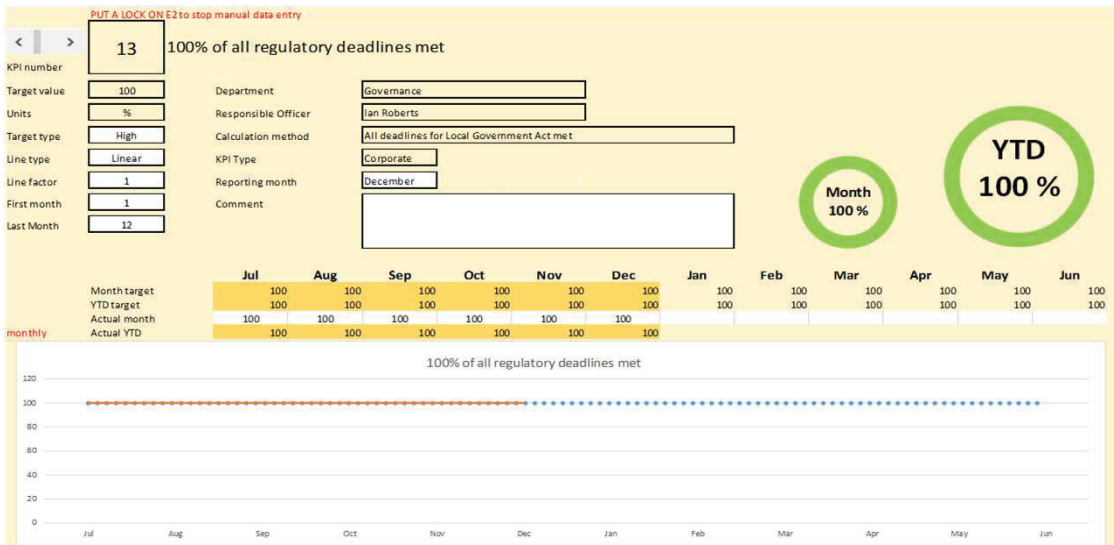
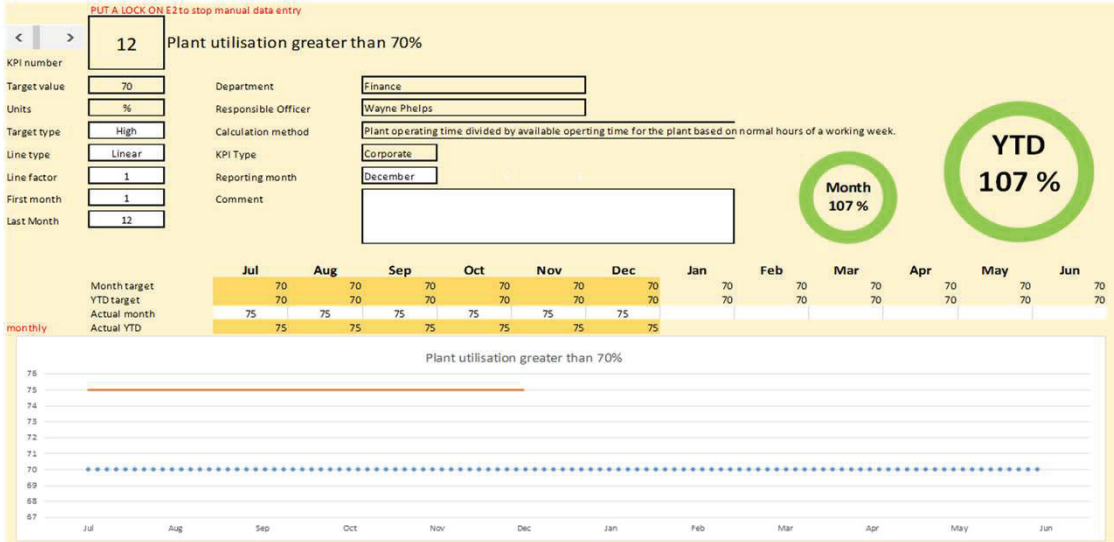
KPI Report



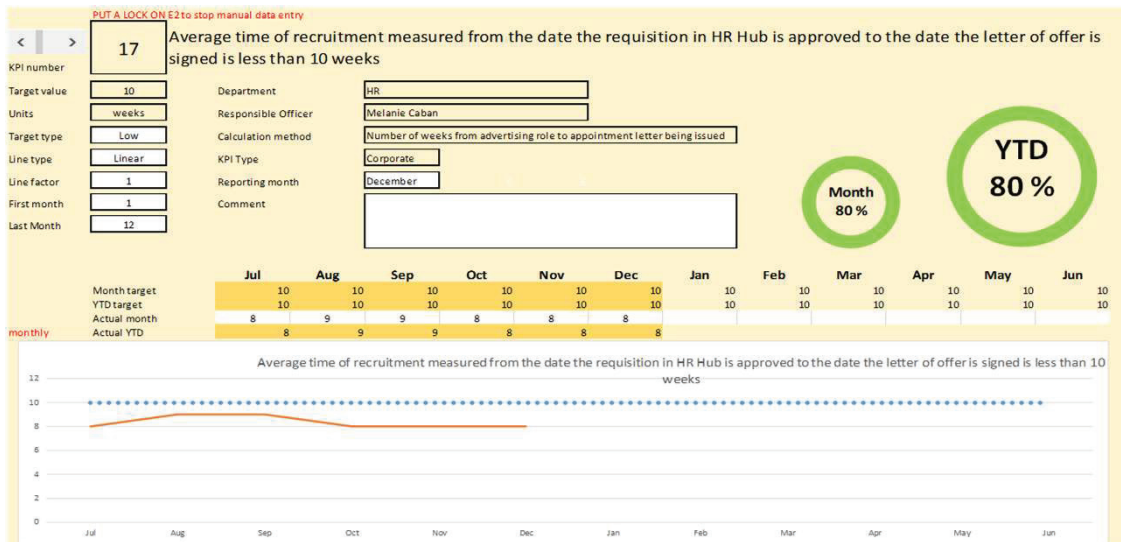
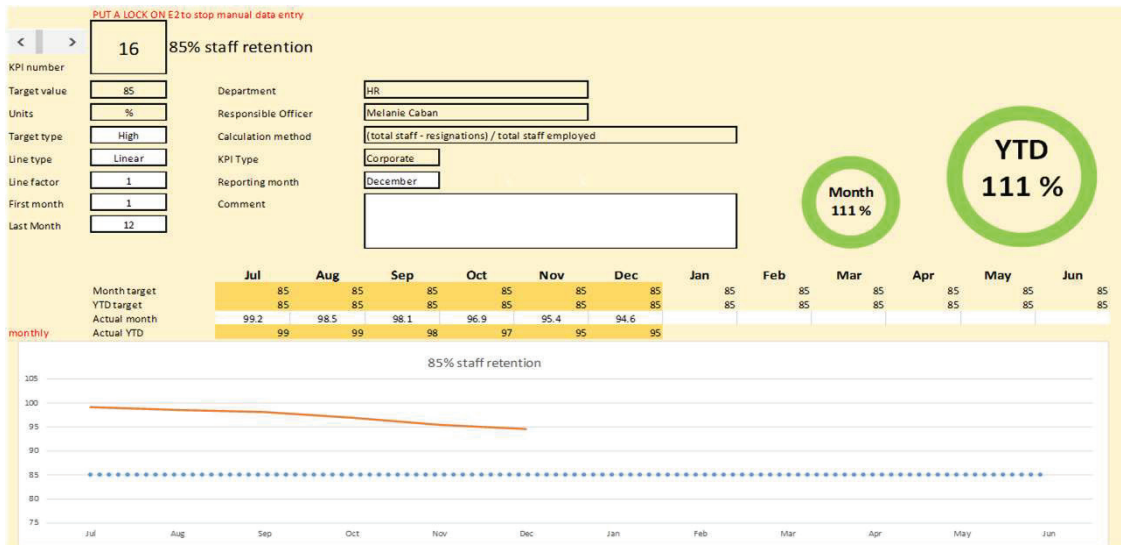
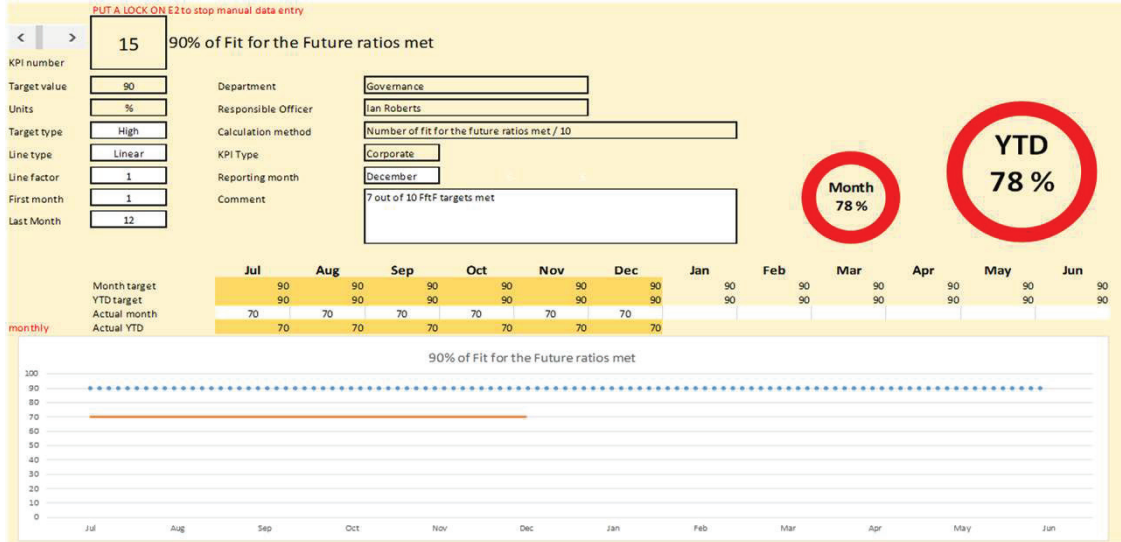
KPI Report



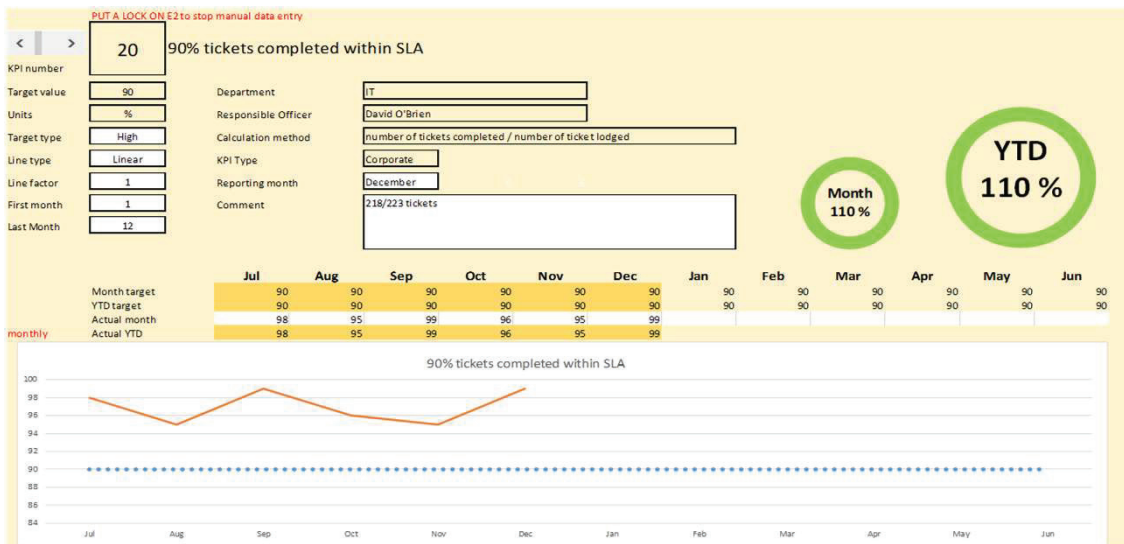
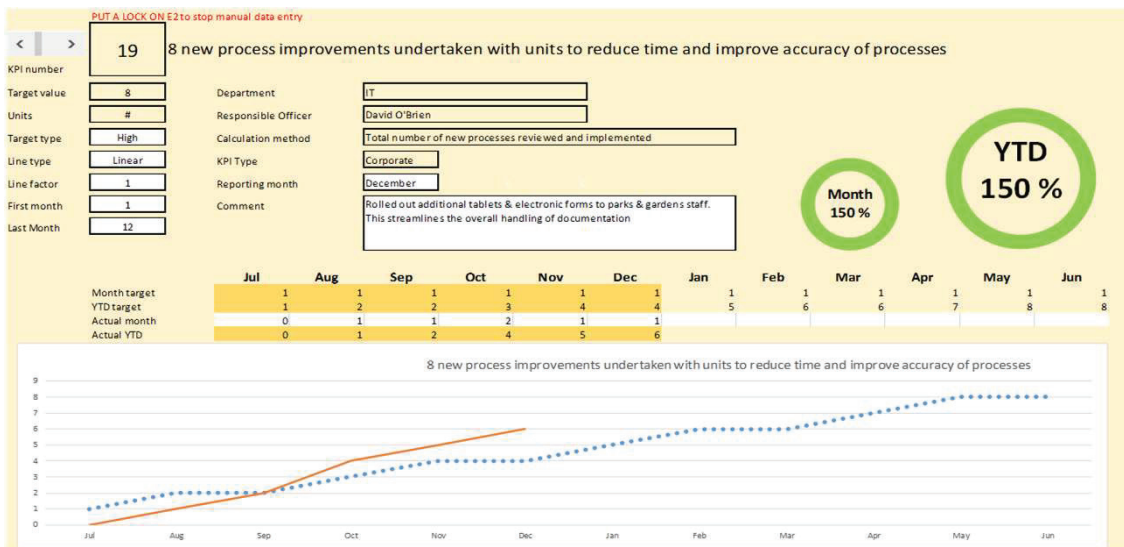
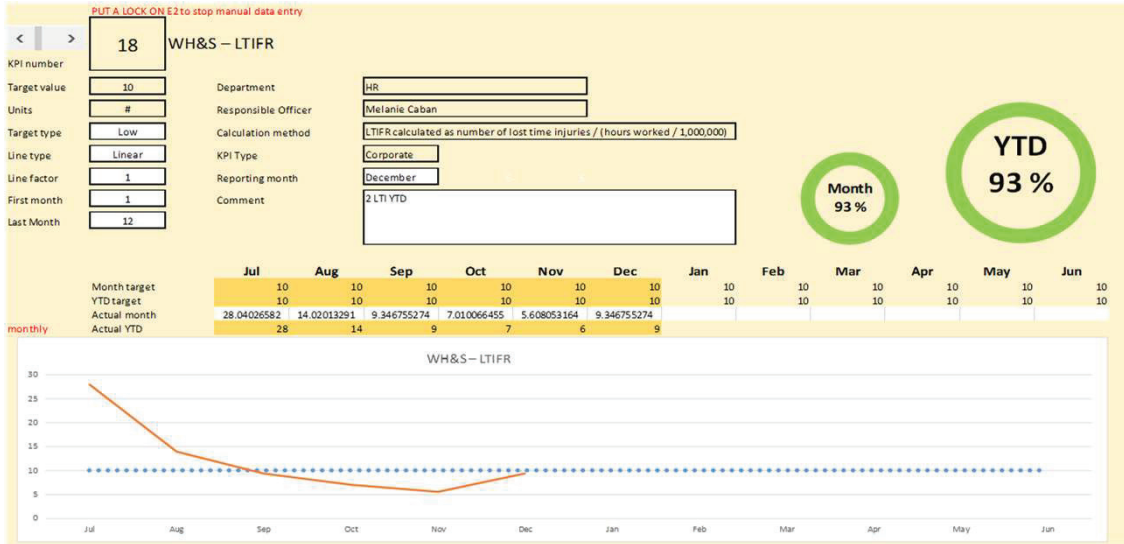
KPI Report



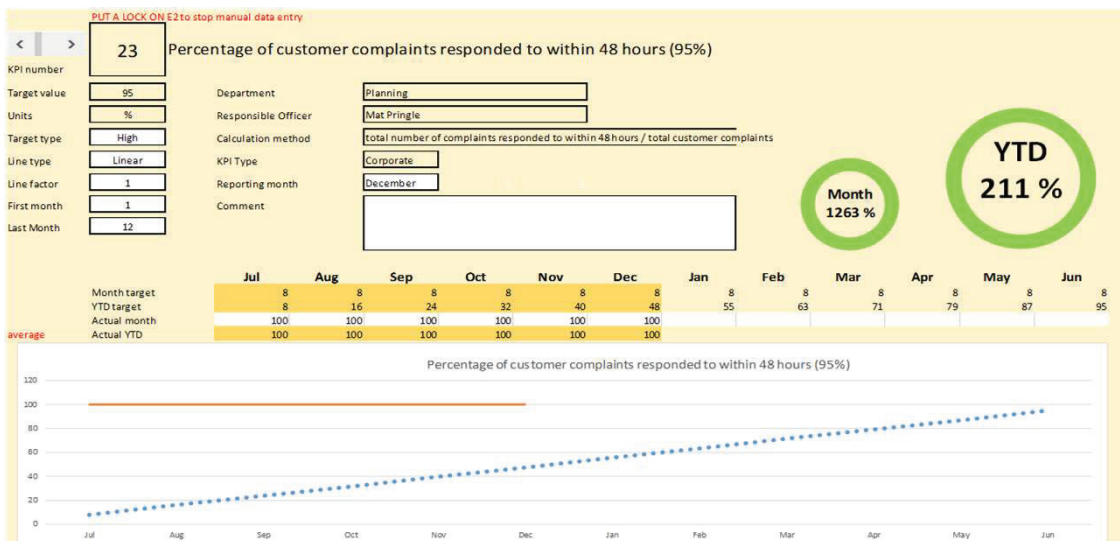
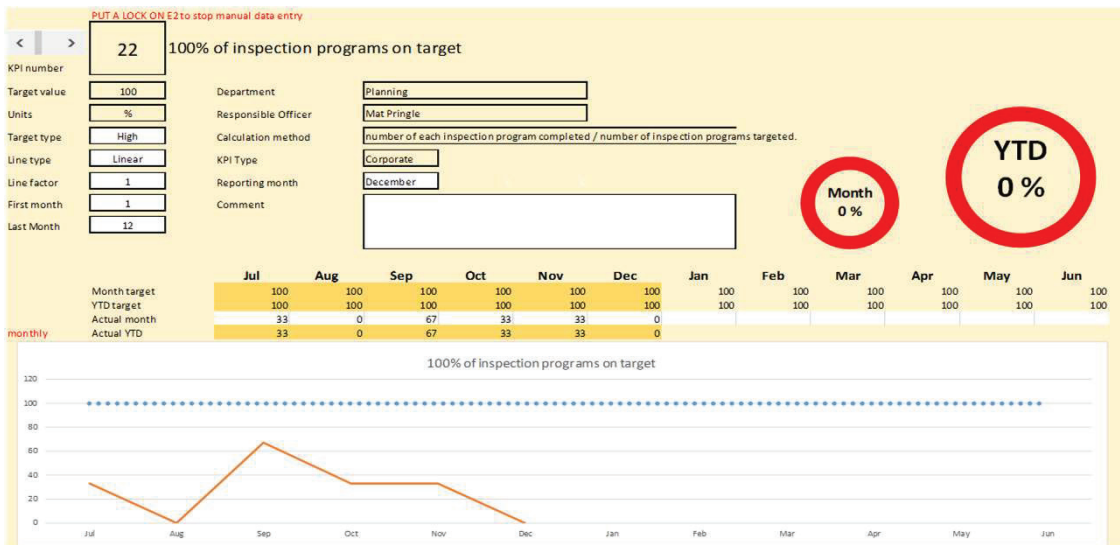
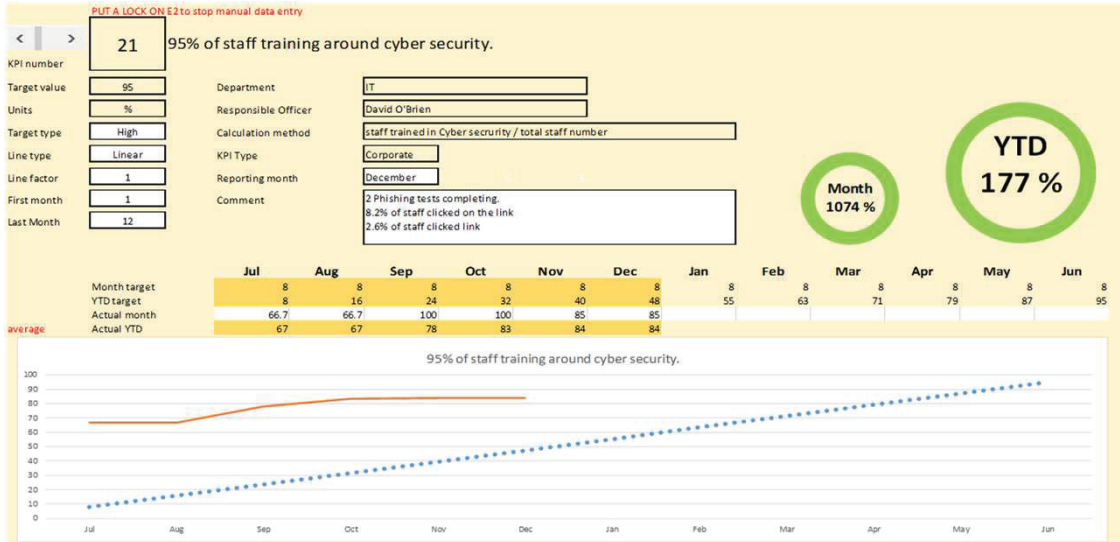
KPI Report



KPI Report



KPI Report



KPI Report

24 Processing times of DAs (< 35 days)

PUT A LOCK ON E2 to stop manual data entry

KPI number: 24
 Target value: 35
 Units: days
 Target type: Low
 Line type: Linear
 Line factor: 1
 First month: 1
 Last Month: 12

Department: Planning
 Responsible Officer: Mat Pringle
 Calculation method: Sum of all days to process all DAs / Total number fo DAs Processed
 KPI Type: Corporate
 Reporting month: December

Month 129 %
 YTD 129 %

	Jul	Aug	Sep	Oct	Nov	Dec	Jan	Feb	Mar	Apr	May	Jun
Month target	35	35	35	35	35	35	35	35	35	35	35	35
YTD target	35	35	35	35	35	35	35	35	35	35	35	35
Actual month	20.5	32	31	40	49	45						
Actual YTD	21	32	31	40	49	45						

25 25% Diversion of all waste from landfill

PUT A LOCK ON E2 to stop manual data entry

KPI number: 25
 Target value: 25
 Units: %
 Target type: High
 Line type: Linear
 Line factor: 1
 First month: 1
 Last Month: 12

Department: Waste
 Responsible Officer: John Wisniewski
 Calculation method: mass of waste diverted / mass of total waste stream
 KPI Type: Corporate
 Reporting month: December
 Comment: Data available end of December

Month 124 %
 YTD 124 %

	Jul	Aug	Sep	Oct	Nov	Dec	Jan	Feb	Mar	Apr	May	Jun
Month target	25	25	25	25	25	25	25	25	25	25	25	25
YTD target	25	25	25	25	25	25	25	25	25	25	25	25
Actual month	24.49	25.08	33.69	30.97	30.59	31						
Actual YTD	24	25	34	31	31	31						

26 50% Kerbside diversion rates from landfill

PUT A LOCK ON E2 to stop manual data entry

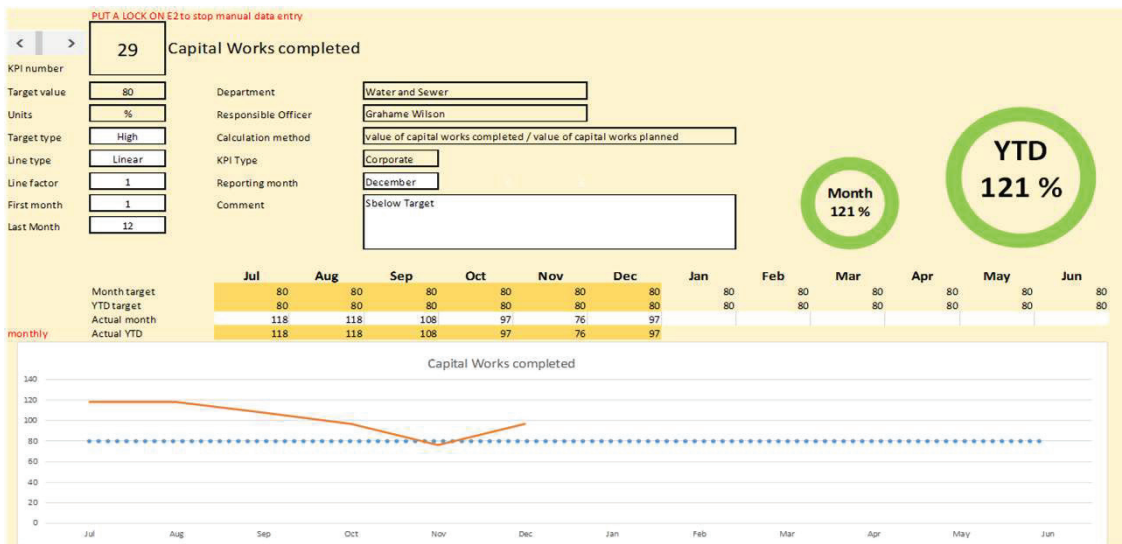
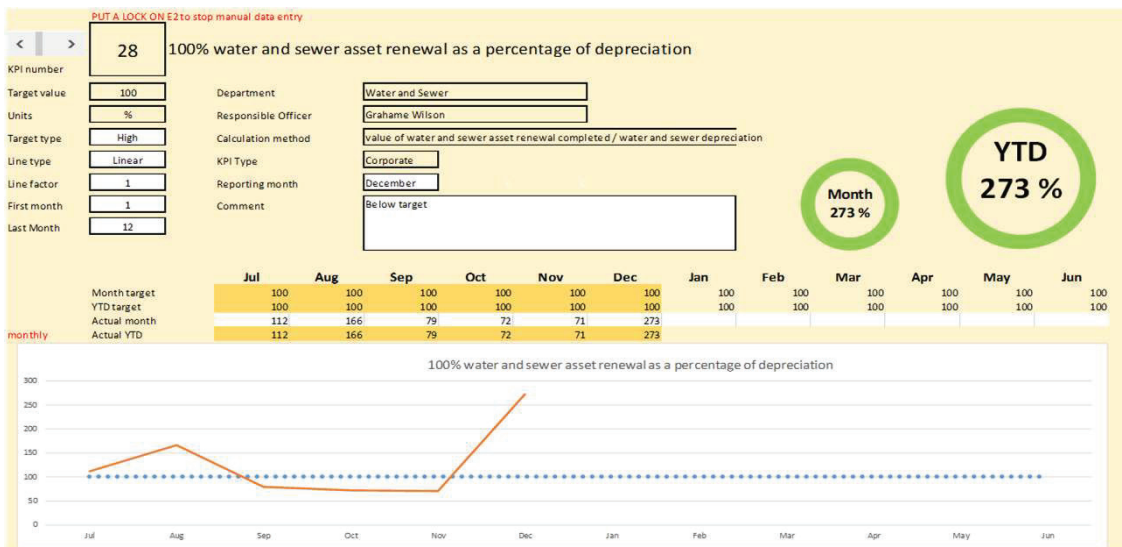
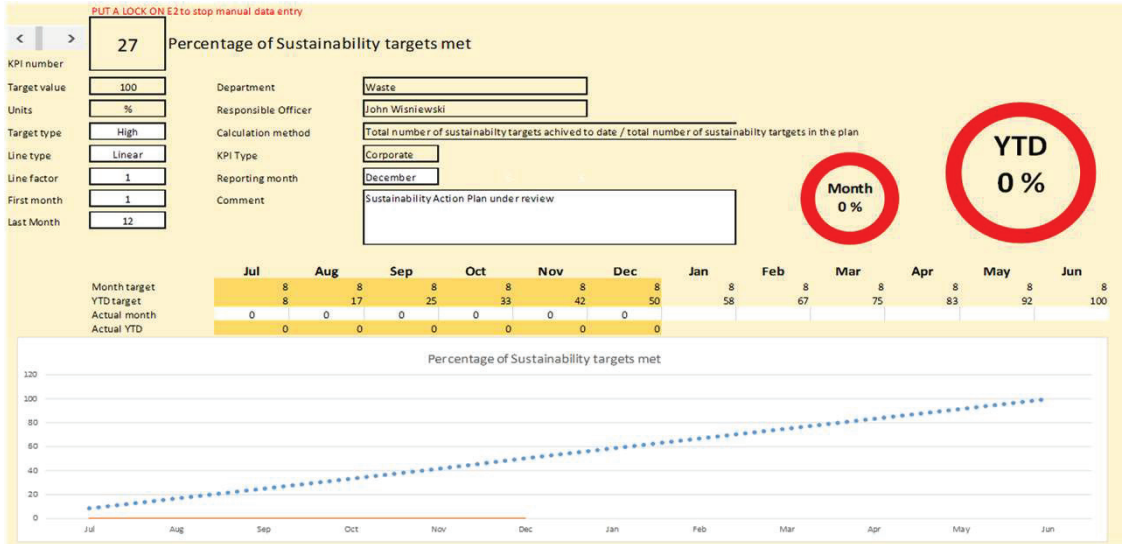
KPI number: 26
 Target value: 50
 Units: %
 Target type: High
 Line type: Linear
 Line factor: 1
 First month: 1
 Last Month: 12

Department: Waste
 Responsible Officer: John Wisniewski
 Calculation method: mass of kerbside waste diverted / mass of total kerbside waste collected
 KPI Type: Corporate
 Reporting month: December
 Comment: Above target for the month

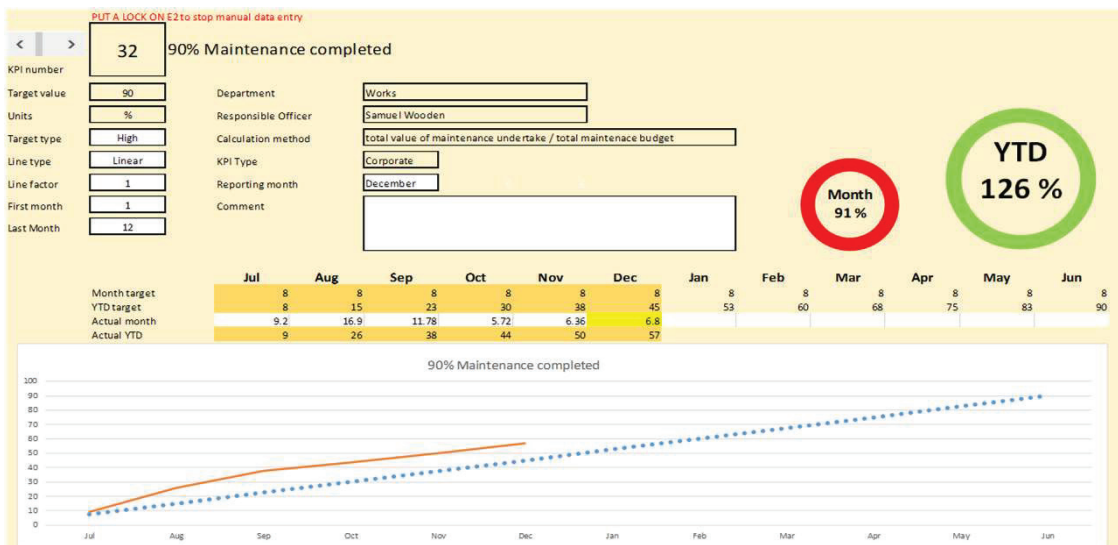
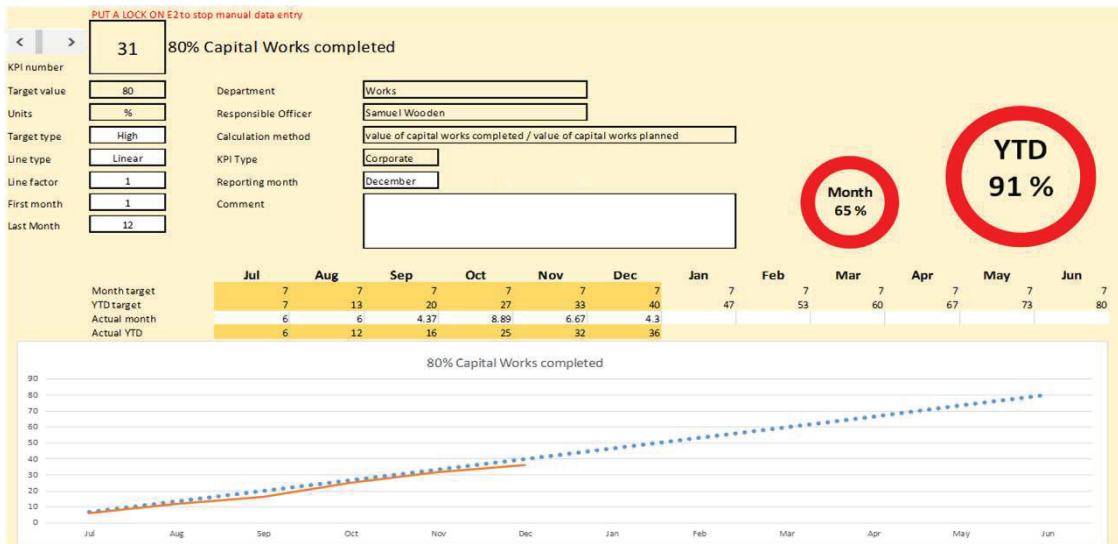
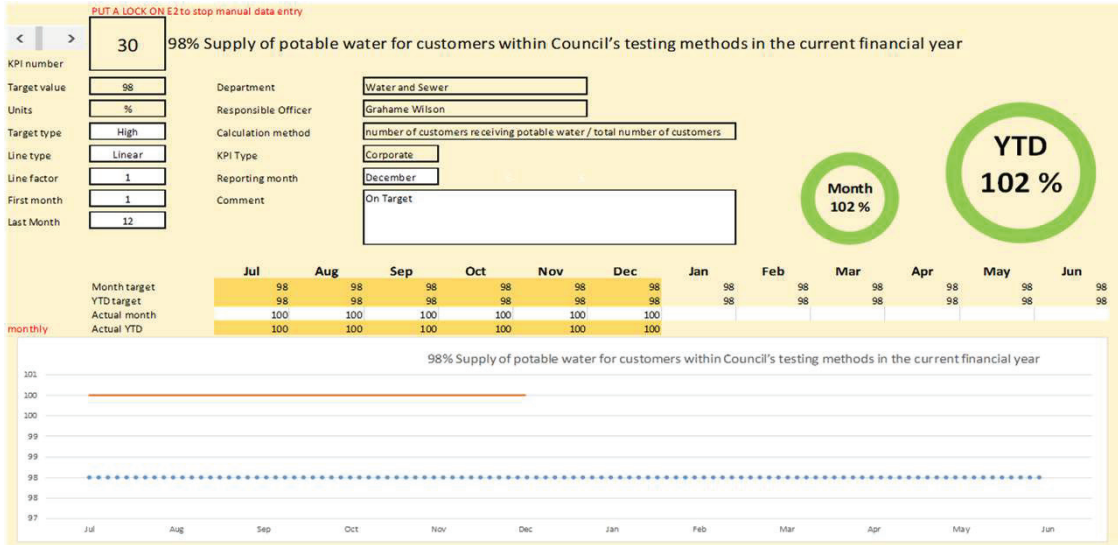
Month 112 %
 YTD 112 %

	Jul	Aug	Sep	Oct	Nov	Dec	Jan	Feb	Mar	Apr	May	Jun
Month target	50	50	50	50	50	50	50	50	50	50	50	50
YTD target	50	50	50	50	50	50	50	50	50	50	50	50
Actual month	48.00	52.21	51.72	52.94	56.42	56						
Actual YTD	48	52	52	53	56	56						

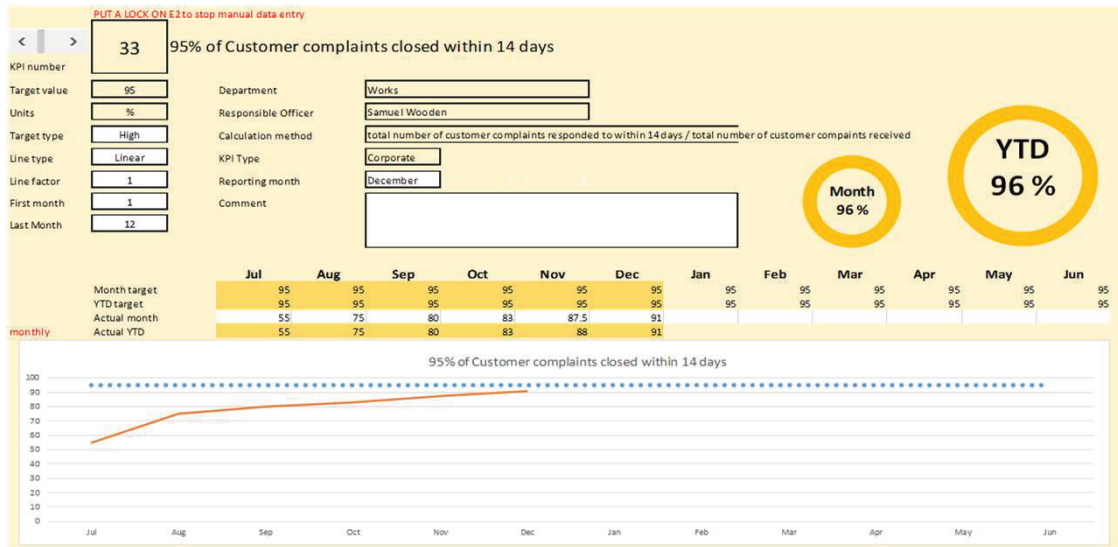
KPI Report



KPI Report



KPI Report



Upper Hunter Shire Council

02 6540 1100

council@upperhunter.nsw.gov.au

UPPERHUNTER.NSW.GOV.AU