


**SCONE SEWAGE TREATMENT WORKS - LICENSE TESTING**  
**EFFLUENT IRRIGATION PUMP SHED -EPA LICENCE TESTING**  
**Monitoring Point 1**


Licence No: 2654


Date Sampled Effective Month			9/Oct/23 Oct-23	13/Nov/23 Nov/23	11/Dec/23 Dec/23	15/Jan/24 Jan/24	5/Feb/24 Feb/24	13/Mar/24 Mar/24	1/Apr/24 Apr/24	1/May/24 May/24	1/Jun/24 Jun/24	1/Jul/24 Jul/24	1/Aug/24 Aug/24	1/Sep/24 Sep/24				
Parameters Monitored	100 percentile limits	90 percentile limit													Min	Average	Max	
	License Limit (mg/l)	PQL limits (mg/l)																
pH			8.61	8.41	9.10	9.53	9.48	9.45							6	8.41	9.10	9.53
Total Nitrogen			7.60	9.10	7.40	5.30	3.30	3.40							6	3.30	6.02	9.10
Total Phosphorus			3.74	4.65	2.71	0.94	0.97	1.17							6	0.94	2.36	4.65
BOD5			11.00	27.00	23.00	16.00	8.00	9.00							6	8.00	15.67	27.00
Total Suspended Solids			64.00	146.00	96.00	99.00	34.00	31.00							6	31.00	78.33	146.00
Oil and Grease			2.00	2.00	2.00	2.00	2.00	2.00							6	2.00	2.00	2.00

 Indicates result was < the number given

**OVERFLOW DRAIN TO KINGDON PONDS - EPA LICENSE TESTING**  
**Monitoring Point 2**

Date Sampled Effective Month			9/Oct/23 Oct-23	13/Nov/23 Nov/23	11/Dec/23 Dec/23	15/Jan/24 Jan/24	5/Feb/24 Feb/24	13/Mar/24 Mar/24	1/Apr/24 Apr/24	1/May/24 May/24	1/Jun/24 Jun/24	1/Jul/24 Jul/24	1/Aug/24 Aug/24	1/Sep/24 Sep/24				
Parameters Monitored	100 percentile limits	90 percentile limit																
	License Limit (mg/l)	PQL limits (mg/l)																
pH	6.8 - 8.5														0	0.00	#DIV/0!	0.00
Total Nitrogen															0	0.00	#DIV/0!	0.00
Total P															0	0.00	#DIV/0!	0.00
BOD5	20														0	0.00	#DIV/0!	0.00
Total Suspended Solids	30														0	0.00	#DIV/0!	0.00
Oil and Grease	10														0	0.00	#DIV/0!	0.00

 Exceed Licence Limits

 Indicates result was < the number given

**Note:** No Reading means there was no overflow to the Kingdon Pond during the sampling day